



MySmartReaders User Manual

聰穎閱讀學習平台 使用簡介

使用及操作介紹 Instructions on using MySmartReaders

注一: Point 1

如你使用平板電腦或手提電話 (iOS 8.0或以上 / Android 4.4 或以上) ,
請先把電子學習平台加入書籤, 網址: **www.MySmartReaders.com**

If you want to run MySmartReaders on your tablet or mobile phone which runs on
iOS 8.0, Android 4.4 or a more recent operating system, please keep MySmartReaders
(at the following website address: www.MySmartReaders.com) as a bookmark.



注二: Point 2

如你使用桌上電腦, 請注意以下有關瀏覽器的要求:
建議使用最新版本的 Chrome 或 Microsoft Edge 瀏覽器
以增加學習平台之穩定度及流暢度。



Google Chrome



Microsoft Edge

If you use a desktop computer, you have to take notice of the
following requirement of the browser being used:

Students are recommended to use Chrome or Microsoft Edge of the latest version so that the platform
can be used in a more stable and smoother manner.

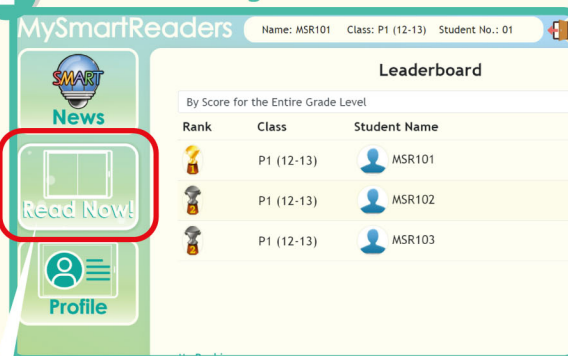
1 登入 Logging on to the system



輸入你的個人帳號及個人密碼
網址: **www.MySmartReaders.com**

Enter your Login ID & password
Website: www.MySmartReaders.com

2 進入書架 Getting access to the bookshelf



按「Read Now!」進入書架

Click "Read Now!" to get access to
the books on the bookshelf

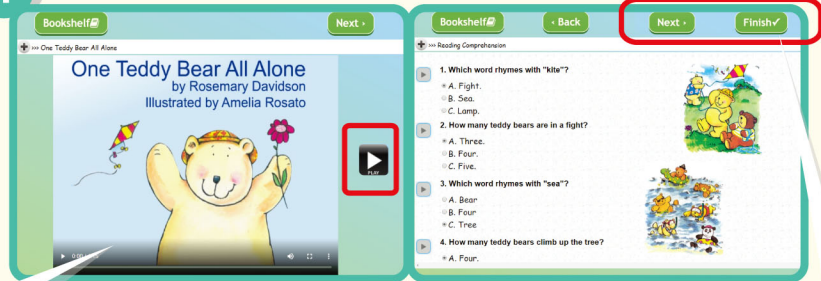
3 書架 Bookshelf



學生可從書架上選取故事書，作閱讀及練習之用。每本故事書的上方均列明學生於該故事書的相關練習中所獲得的分數。

Students can choose a book from the bookshelf to read it and do corresponding exercises. Above each book is the score gained by students who have completed the exercises inside the book.

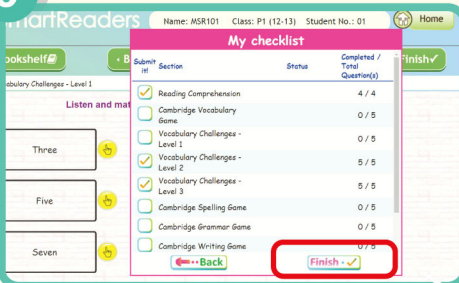
4 開始閱讀和練習 Start Reading and Completing the Tasks



選取故事書後，按「PLAY」或「NEXT PAGE」開始閱讀，再按「NEXT」進入練習部分。完成練習後，按「FINISH」提交答案。

After choosing the book, students have to click "PLAY" or "NEXT PAGE" to start reading the book, and click "NEXT" to enter the comprehension section. Students have to click "FINISH" to submit their answers when they have finished doing the exercises.

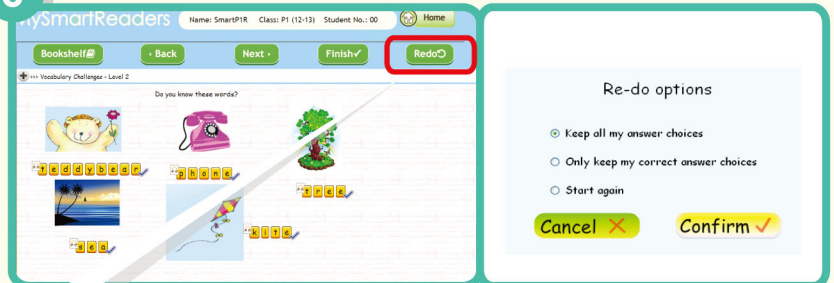
5 提交功課 Submit Homework



學生在「My checklist」的版面上選取已完成的練習後，按「FINISH」提交。

In "My checklist" shown above, students select the completed exercises and click "FINISH" to submit the answers.

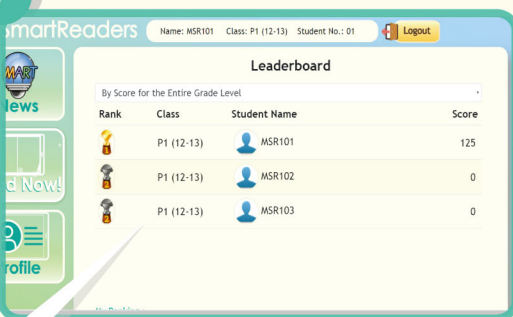
6 重做練習 Redo Exercise



按「Redo」可重做練習。重做功能有三個選擇：「保留我的所有答案」、「只保留我的正確答案」和「重新開始」。

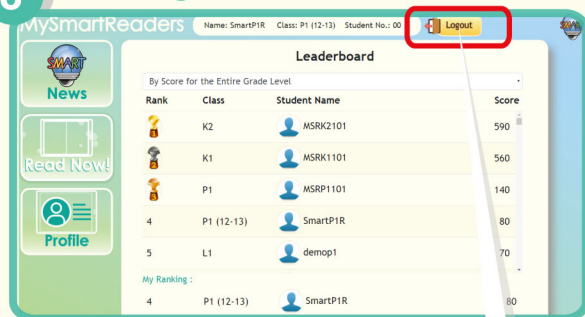
Students can redo the exercises by choosing one of the three options including "Keep all my answer choices", "Only keep my correct answers" and "Start again".

7 龍虎榜 Leaderboard



學生可返回主頁，便於排行榜上查閱自己的成績及排名。
Students can check their results and rankings on the "Leaderboard" of the home page.

8 登出 Logout



學生完成練習後，需按「Logout」登出MySmartReaders學習平台。
If students finish reading and doing related exercises, they should click "Logout" to log out of the platform.



聰穎教育有限公司

如需查詢閱讀學習平台詳情，歡迎與我們聯絡：

辦公時間：星期一至五 上午九時至晚上七時三十分
星期六 上午九時至下午一時
星期日及公眾假期休息

電話：+852 2851 3822 (香港) / +852 6261 6000 (澳門)
傳真：+852 2851 8422

Smart Education Co. Ltd.

Contact Us:

Office hours: Monday to Friday 9 am to 7:30 pm,
Saturday 9 am to 1 pm.
Closed on Sunday & Public Holidays

Tel: +852 2851 3822 (HK) / +852 6261 6000 (MO)
Fax: +852 2851 8422

